

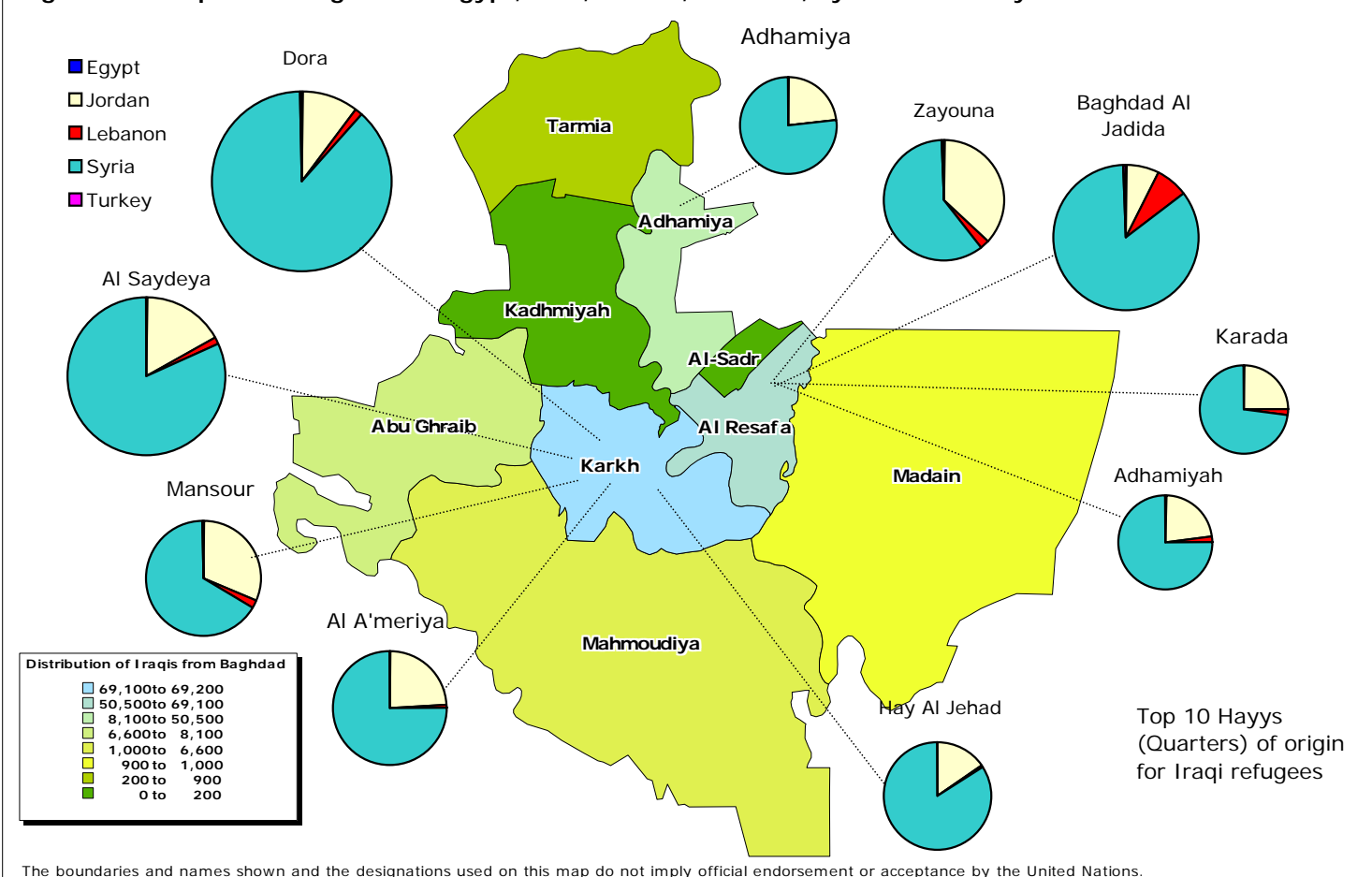
Registered Iraqi population trends

	Egypt	Iran	Jordan	Lebanon	Syria	Turkey
Active at end-January 2010	6,608	4,412	38,832	9,015	163,207	6,658
% increase/decrease from previous month	-8.4%	-0.3%	0.2%	3.1%	1.4%	-2.2%

Place of origin of Iraqis who fled from Baghdad

	Egypt	Iran	Jordan	Lebanon	Syria	Turkey
Baghdad Total	150,249					
% of the active caseload (at least governorate of origin specified)	4,885	1,082	28,269	4,393	108,536	3,084
	91.2%	69.9%	77.5%	59.3%	69.3%	52.1%

Registered Iraqis from Baghdad in Egypt, Iran, Jordan, Lebanon, Syria and Turkey and Iran as of 31 Jan 2010



The boundaries and names shown and the designations used on this map do not imply official endorsement or acceptance by the United Nations.

Breakdown by Districts

		Egypt	Iran	Jordan	Lebanon	Syria	Turkey
Abu Ghraib	6,631	4.8%	16	1,056	13	5,546	
Adhamiya	8,109	5.9%	15	773	61	5,758	3
Al Resafa	50,541	36.9%	124	9,783	2,561	37,900	173
Al-Sader	86	0.1%	1	11	2	66	6
Kadhmiyah	287	0.2%		28	17	242	
Karkh	69,109	50.4%	192	12,407	1,401	54,992	117
Madain	910	0.7%		307	9	594	
Mahmoudiya	1,099	0.8%	6	163	39	891	
Tarmia	235	0.2%		11	1	223	
unspecified	13,242		4,531	309	3,004	289	2,785

% of the total of district specified

Registered Iraqi Population Trends

	Active Iraqis, beginning of the period	Increases		Decreases					Adjustments (due to retro-active data entry)
		New Registration	Activated (Re-Opened)	Resettlement Departure	Voluntary Repatriation Departure	Own Departure (Return/3rd Country)	Inactivated (No Contact)	Other Closures (Death, Withdrawal)	
2007	3,025	8,715	31	90	5	15	1	1,148	
2008	10,512	1,566	31	106	162	777	0	894	
2009	10,170	666	193	369	676	768	1,886	118	
2010									
January	7,212	70	48	-	14	11	680	11	+6
February	6,608								
March									
April									
May									
June									
July									
August									
September									
October									
November									
December									

Demography, place of origin and special protection/assistance needs of the current (active) Iraqis

	0-4	5-11	11-17	18-59	60+		
Female	3,277	50%	148	522	486	1,904	217
Male	3,331	50%	168	588	501	1,869	205
Total	6,608		316	1,110	987	3,773	422
			5%	17%	15%	57%	6%

Cases	2,574		Avg. case size	2.5	Avg. family case size excluding single person cases	3.9
Female-Headed	887	34%				

Governorate of Origin		Ethnic Origin		Religious Background				
Anbar	39	0.7%	Arab	5,986	90.6%	Christianity	105	1.6%
Babylon	33	0.6%	Armenian	-	0.0%	Islam (Shiah)	887	13.4%
Baghdad	4,885	91.2%	Assyrian	-	0.0%	Islam (Sunni)	3,641	55.1%
Diyala	78	1.5%	Chaldean	24	0.4%	Islam (unspecified)	1,835	27.8%
Kerbala	15	0.3%	Kurd	53	0.8%	Sabeen/Mandean	-	0.0%
Najaf	9	0.2%	Turkmen	16	0.2%	Yezidis	-	0.0%
Salah al-Din	46	0.9%	Others, n/a	529	8.0%	Others, n/a	140	2.1%
Wassit	11	0.2%						
Ninewa	69	1.3%						
Tameem	3	0.1%						
Dahuk	-	0.0%						
Erbil	1	0.0%						
Sulaymaniyah	-	0.0%						
Basrah	121	2.3%						
Missan	30	0.6%						
Muthanna	1	0.0%						
Qadissiya	8	0.1%						
Thi-Qar	8	0.1%						
n/a	1,251							

Year of Arrival		Specific Needs			
Pre-2006	1,463	22.1%	Critical medical condition	638	9.7%
2006	3,426	51.8%	Persons with disabilities	59	0.9%
2007	1,185	17.9%	Woman at risk	57	0.9%
2008	346	5.2%	Single parent	52	0.8%
2009	187	2.8%	Child or adolescent at risk	2	0.0%
2010	1	0.0%	Unaccompanied or separated child	3	0.0%
			Family unity	-	0.0%
			Older person at risk	98	1.5%
			Special legal and protection needs	80	1.2%
			Survivor of torture	1	0.0%

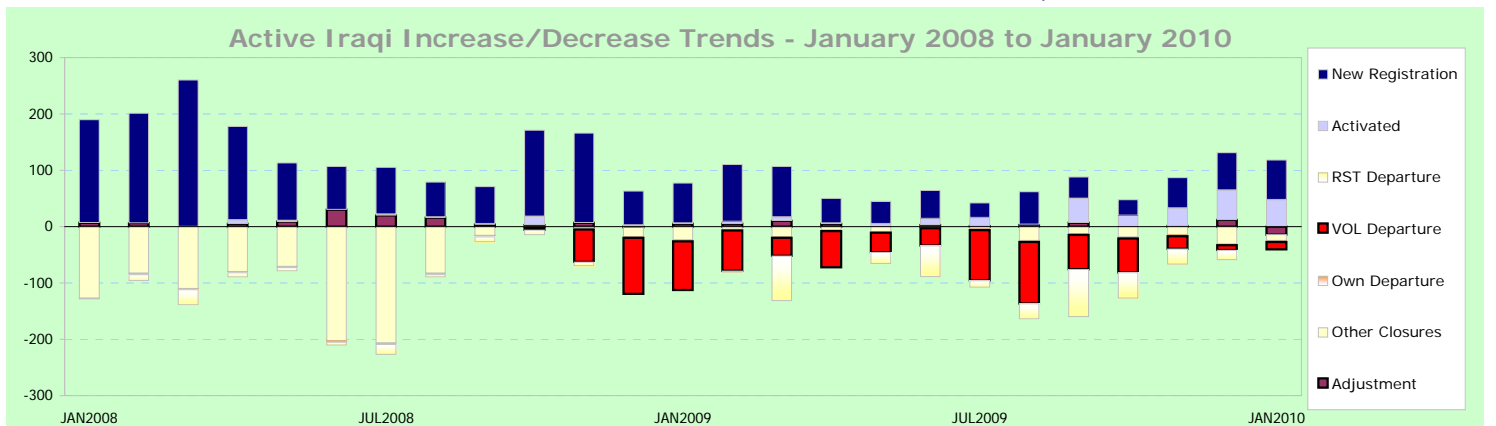
% of the total active Iraqis

An individual can have more than one specific need

Individuals with Specific Needs: **957 14%**

% of the total place of origin with address specified

Inactivated not included in chart below.



Registered Iraqi Population Trends

	Active Iraqis, beginning of the period	Increases		Decreases					Adjustments (due to retro-active data entry)
		New Registration	Activated (Re-Opened)	Resettlement Departure	Voluntary Repatriation Departure	Own Departure (Return/3rd Country)	Inactivated (No Contact)	Other Closures (Death, Withdrawal)	
2007	735	3,822	8	93	-	0	0	6	
2008	4,466	737	15	16	-	8	406	13	
2009	4,775	80	3	38	-	6	355	35	
2010									
January	4,424	3	-	-	-	-	19	-	4
February	4,412								
March									
April									
May									
June									
July									
August									
September									
October									
November									
December									

Demography, place of origin and special protection/assistance needs of the currently active Iraqis

	0-4	5-11	11-17	18-59	60+		
Female	1,828	41%	115	333	208	1,070	102
Male	2,584	59%	144	342	290	1,677	131
Total	4,412		259	675	498	2,747	233
	6%	15%	11%	62%	5%		

Cases	1,740		Avg. case size	2.5	Avg. family case size excluding single person cases	4.0
Female-Headed	251	14%				

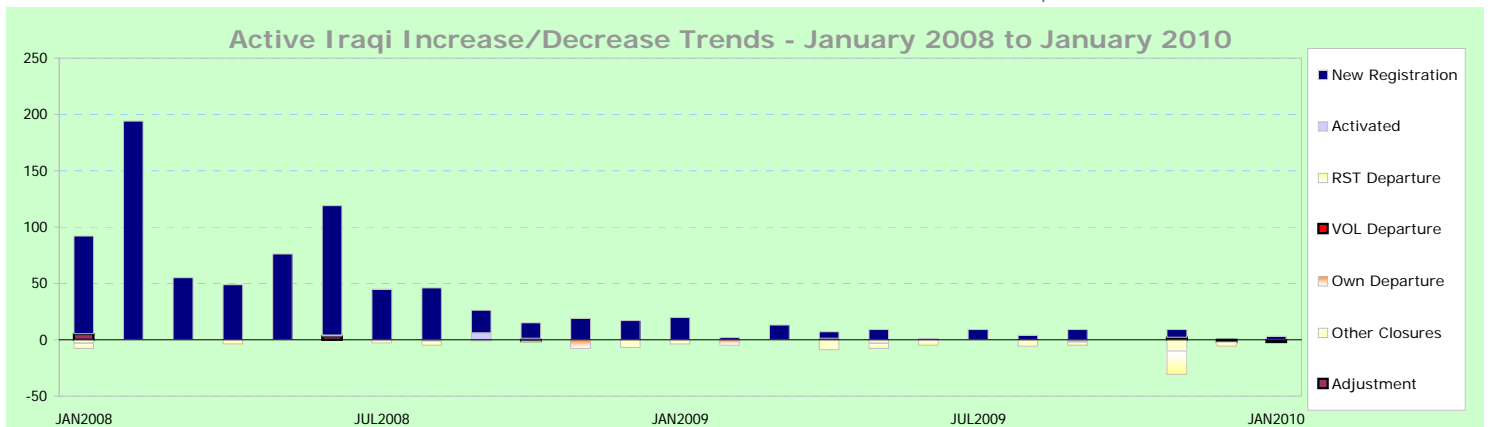
Governorate of Origin		Ethnic Origin		Religious Background				
Anbar	-	0.0%	Arab	2,766	62.7%	Christianity	8	0.2%
Babylon	-	0.0%	Armenian	-	0.0%	Islam (Shiah)	2,566	58.2%
Baghdad	1,082	69.9%	Assyrian	-	0.0%	Islam (Sunni)	182	4.1%
Diyala	19	1.2%	Chaldean	-	0.0%	Islam (unspecified)	28	0.6%
Kerbala	-	0.0%	Kurd	338	7.7%	Sabeen/Mandean	1	0.0%
Najaf	171	11.0%	Turkmen	16	0.4%	Yezidis	1	0.0%
Salah al-Din	14	0.9%	Others, n/a	1,292	29.3%	Others, n/a	1,626	36.9%
Wassit	32	2.1%						
Ninewa	17	1.1%						
Tameem	-	0.0%						
Dahuk	2	0.1%						
Erbil	3	0.2%						
Sulaymaniyah	11	0.7%						
Basrah	106	6.8%						
Missan	16	1.0%						
Muthanna	5	0.3%						
Qadissiya	48	3.1%						
Thi-Qar	23	1.5%						
n/a	2,863							

Year of Arrival		Specific Needs			
Pre-2006	349	7.9%	Critical medical condition	181	4.1%
2006	368	8.3%	Persons with disabilities	64	1.5%
2007	3,293	74.6%	Woman at risk	14	0.3%
2008	374	8.5%	Single parent	3	0.1%
2009	28	0.6%	Child or adolescent at risk	-	0.0%
2010	-	0.0%	Unaccompanied or separated child	-	0.0%
			Family unity	1	0.0%
			Older person at risk	2	0.0%
			Special legal and protection needs	16	0.4%
			Survivor of torture	1	0.0%

An individual can have more than one specific need

Inactivated not included in chart below.

Individuals with Specific Needs: 271 6%



Registered Iraqi Population Trends

	Active Iraqis, beginning of the period	Increases		Decreases				Adjustments (due to retro-active data entry)	
		New Registration	Activated (Re-Opened)	Resettlement Departure	Voluntary Repatriation Departure	Own Departure (Return/3rd Country)	Inactivated (No Contact)		Other Closures (Death, Withdrawal)
2007	21,999	31,088	392	1,429	-	62	37	1,316	
2008	50,635	9,790	427	6,639	5	530	18	1,217	
2009	52,443	6,849	455	5,462	364	813	13,598	766	
2010									
January	38,744	497	22	309	11	14	2	95	1
February	38,833								
March									
April									
May									
June									
July									
August									
September									
October									
November									
December									

Demography, place of origin and special protection/assistance needs of the current (active) Iraqis

	0-4	5-11	11-17	18-59	60+
Female	19,001	2,469	1,987	11,133	1,856
Male	19,832	2,522	2,146	11,870	1,558
Total	38,833	4,991	4,133	23,003	3,414
	8%	13%	11%	59%	9%

Cases	16,488	Avg. case size	2.4	Avg. family case size excluding single person cases	3.7
Female-Headed	5,299				

Governorate of Origin		
Anbar	848	2.3%
Babylon	500	1.4%
Baghdad	28,267	77.4%
Diyala	826	2.3%
Kerbala	205	0.6%
Najaf	259	0.7%
Salah al-Din	276	0.8%
Wassit	202	0.6%
Ninewa	1,222	3.3%
Tameem	281	0.8%
Dahuk	42	0.1%
Erbil	69	0.2%
Sulaymaniyah	53	0.1%
Basrah	1,833	5.0%
Missan	96	0.3%
Muthanna	683	1.9%
Qadissiya	234	0.6%
Thi-Qar	603	1.7%
n/a	2,334	

% of the total place of origin with address specified

Ethnic Origin		
Arab	34,010	87.6%
Armenian	245	0.6%
Assyrian	1,119	2.9%
Chaldean	1,956	5.0%
Kurd	906	2.3%
Turkmen	210	0.5%
Others, n/a	387	1.0%

Year of Arrival		
Pre-2006	11,855	30.5%
2006	10,582	27.3%
2007	7,682	19.8%
2008	3,991	10.3%
2009	4,645	12.0%
2010	78	0.2%

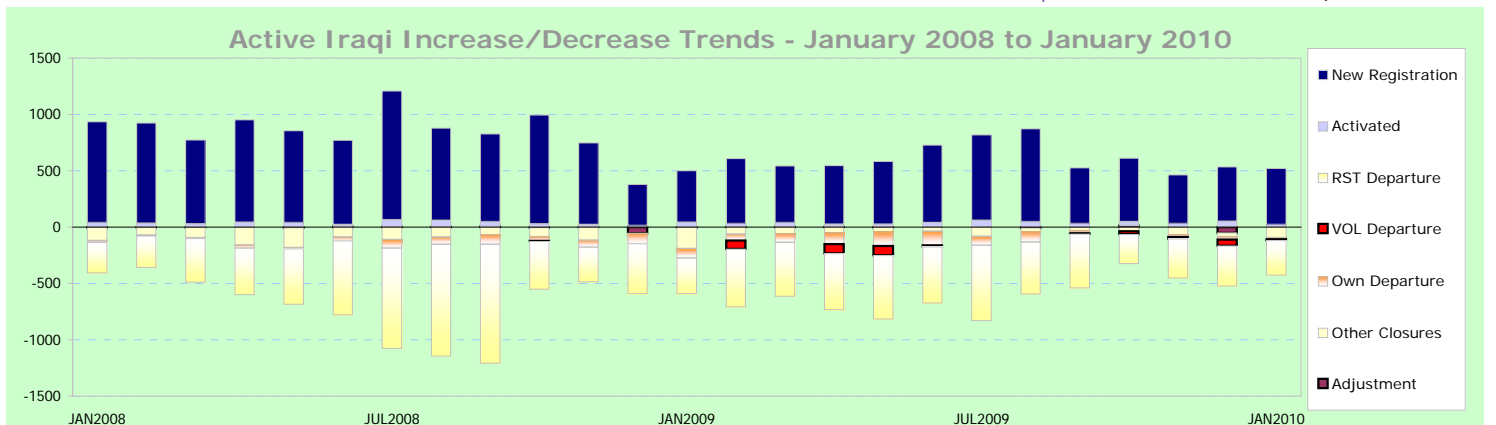
Religious Background		
Christianity	4,182	10.8%
Islam (Shiah)	9,837	25.3%
Islam (Sunni)	23,494	60.5%
Islam (unspecified)	155	0.4%
Sabeen/Mandean	840	2.2%
Yezidis	111	0.3%
Others, n/a	214	0.6%

Specific Needs		% of the total active Iraqis
Critical medical condition	6,172	15.9%
Persons with disabilities	887	2.3%
Woman at risk	1,044	2.7%
Single parent	45	0.1%
Child or adolescent at risk	45	0.1%
Unaccompanied or separated child	79	0.2%
Family unity	165	0.4%
Older person at risk	628	1.6%
Special legal and protection needs	721	1.9%
Survivor of torture	880	2.3%

An individual can have more than one specific need

Inactivated not included in chart below.

Individuals with Specific Needs: 9,041 23%



Registered Iraqi Population Trends

	Active Iraqis, beginning of the period	Increases		Decreases					Adjustments (due to retro-active data entry)
		New Registration	Activated (Re-Opened)	Resettlement Departure	Voluntary Repatriation Departure	Own Departure (Return/3rd Country)	Inactivated (No Contact)	Other Closures (Death, Withdrawal)	
2007	4,090	6,449	25	416	-	218	14	112	
2008	9,804	2,012	37	1,298	-	141	44	166	
2009	10,268	2,875	49	2,481	-	89	1,761	113	
2010									
January	8,748	277	12	-	-	5	4	13	-
February	9,015								
March									
April									
May									
June									
July									
August									
September									
October									
November									
December									

Demography, place of origin and special protection/assistance needs of the currently active Iraqis

	0-4	5-11	11-17	18-59	60+	
Female	3,048	456	447	352	1,672	121
Male	5,967	508	536	397	4,410	116
Total	9,015	964	983	749	6,082	237
	11%	11%	8%	67%	3%	

Cases	4,471	Avg. case size	2.1	Avg. family case size excluding single person cases	3.8
Female-Headed	402	9%			

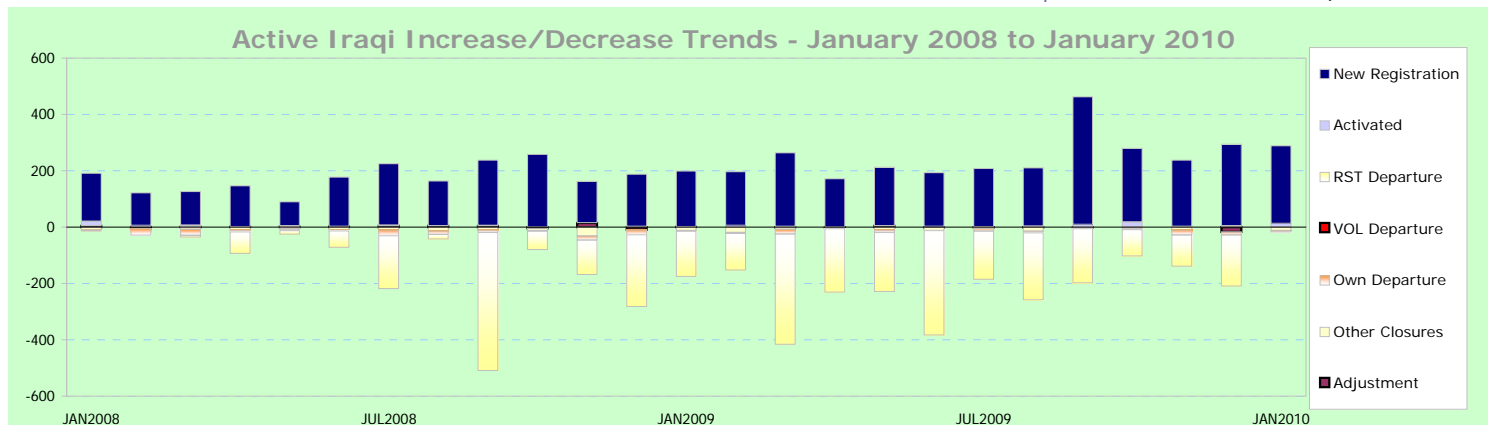
Governorate of Origin		Ethnic Origin		Religious Background				
Anbar	62	0.8%	Arab	5,719	63.4%			
Babylon	157	2.1%	Armenian	82	0.9%			
Baghdad	4,393	59.3%	Assyrian	211	2.3%			
Diyala	282	3.8%	Chaldean	2,012	22.3%			
Kerbala	232	3.1%	Kurd	82	0.9%			
Najaf	220	3.0%	Turkmen	13	0.1%			
Salah al-Din	12	0.2%	Others, n/a	896	9.9%			
Wassit	127	1.7%						
Ninewa	1,178	15.9%	Year of Arrival		Specific Needs			
Tameem	60	0.8%	Pre-2006	2,431	27.0%	Critical medical condition	577	6.4%
Dahuk	16	0.2%	2006	1,374	15.2%	Persons with disabilities	116	1.3%
Erbil	7	0.1%	2007	1,701	18.9%	Woman at risk	152	1.7%
Sulaymaniyah	7	0.1%	2008	1,232	13.7%	Single parent	8	0.1%
Basrah	224	3.0%	2009	2,266	25.1%	Child or adolescent at risk	65	0.7%
Missan	42	0.6%	2010	11	0.1%	Unaccompanied or separated child	22	0.2%
Muthanna	69	0.9%				Family unity	-	0.0%
Qadissiya	128	1.7%				Older person at risk	33	0.4%
Thi-Qar	191	2.6%				Special legal and protection needs	132	1.5%
no data	1,608					Survivor of torture	51	0.6%

% of the total place of origin with address specified

An individual can have more than one specific need

Inactivated not included in chart below.

Individuals with Specific Needs: 1,529 17%



Registered Iraqi Population Trends

	Active Iraqis, beginning of the period	Increases		Decreases					Adjustments (due to retro-active data entry)
		New Registration	Activated (Re-Opened)	Resettlement Departure	Voluntary Repatriation Departure	Own Departure (Return/3rd Country)	Inactivated (No Contact)	Other Closures (Death, Withdrawal)	
2007	40,858	114,387	1,303	605	-	0	753	2,329	
2008	152,861	81,764	1,210	7,405	118	12	3,660	1,056	
2009	223,584	35,436	2,052	10,167	-	6	87,135	2,763	
2010									
January	161,001	2,424	242	186	-	-	159	110	-5
February	163,207								
March									
April									
May									
June									
July									
August									
September									
October									
November									
December									

Demography, place of origin and special protection/assistance needs of the currently active Iraqis

	0-4	5-11	11-17	18-59	60+		
Female	79,251	49%	6,911	11,981	10,591	44,009	5,759
Male	83,956	51%	7,157	12,620	11,291	47,337	5,551
Total	163,207		14,068	24,601	21,882	91,346	11,310
			9%	15%	13%	56%	7%

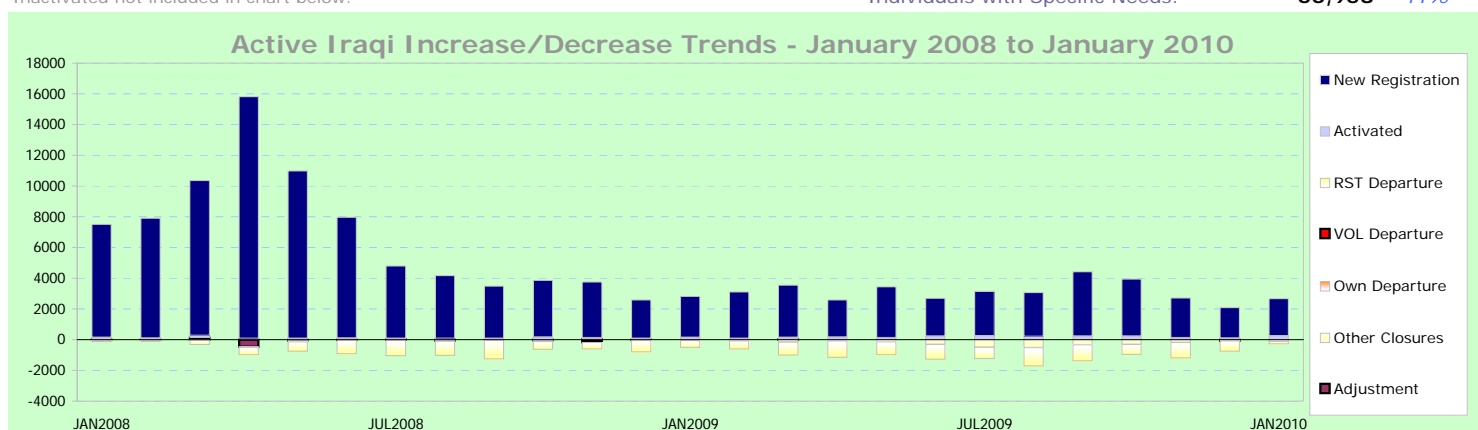
Cases	55,943	Avg. case size	2.9	Avg. family case size excluding single person cases	4.1
Female-Headed	16,509				

Governorate of Origin		Ethnic Origin		Religious Background	
Anbar	6,885	4.4%	Arab	141,363	86.6%
Babylon	1,409	0.9%	Armenian	1,242	0.8%
Baghdad	108,527	69.3%	Assyrian	5,134	3.1%
Diyala	4,759	3.0%	Chaldean	10,289	6.3%
Kerbala	1,962	1.3%	Kurd	2,626	1.6%
Najaf	1,348	0.9%	Turkmen	558	0.3%
Salah al-Din	2,656	1.7%	Others, n/a	1,995	1.2%
Wassit	692	0.4%			
Ninewa	16,634	10.6%			
Tameem	1,372	0.9%			
Dahuk	277	0.2%			
Erbil	110	0.1%			
Sulaymaniyah	92	0.1%			
Basrah	7,080	4.5%			
Missan	426	0.3%			
Muthanna	435	0.3%			
Qadissiya	674	0.4%			
Thi-Qar	1,320	0.8%			
n/a	6,549				

Year of Arrival		Specific Needs			
Pre-2006	31,456	19.3%	Critical medical condition	36,524	22.4%
2006	53,350	32.7%	Persons with disabilities	5,088	3.1%
2007	38,614	23.7%	Woman at risk	9,629	5.9%
2008	17,227	10.6%	Single parent	573	0.4%
2009	22,068	13.5%	Child or adolescent at risk	7,143	4.4%
2010	492	0.3%	Unaccompanied or separated child	310	0.2%
			Family unity	3,634	2.2%
			Older person at risk	4,431	2.7%
			Special legal and protection needs	10,157	6.2%
			Survivor of torture	19,609	12.0%

Inactivated not included in chart below.

Individuals with Specific Needs: 66,958 41%



Registered Iraqi Population Trends

	Active Iraqis, beginning of the period	Increases		Decreases					Adjustments (due to retro-active data entry)
		New Registration	Activated (Re-Opened)	Resettlement Departure	Voluntary Repatriation Departure	Own Departure (Return/3rd Country)	Inactivated (No Contact)	Other Closures (Death, Withdrawal)	
2007	2,625	3,486	138	980	1	445	8	155	
2008	4,660	6,900	74	2,414	-	438	3	505	
2009	8,274	3,763	73	4,183	7	526	23	566	
2010									
January	6,805	296	1	248	-	172	1	23	0
February	6,658								
March									
April									
May									
June									
July									
August									
September									
October									
November									
December									

Demography, place of origin and special protection/assistance needs of the currently active Iraqis

	0-4	5-11	11-17	18-59	60+		
Female	2,736	41%	115	333	208	1,070	102
Male	3,922	59%	144	342	290	1,677	131
Total	6,658		259	675	498	2,747	233
			4%	10%	7%	41%	3%

Cases	3,402		Avg. case size	1.9	Avg. family case size excluding single person cases	3.6
Female-Headed	753	22%				

Governorate of Origin		Ethnic Origin		Religious Background				
Anbar	2	0.0%	Arab	1,818	27.3%	Christianity	3,433	51.6%
Babylon	22	0.4%	Armenian	112	1.7%	Islam (Shiah)	569	8.5%
Baghdad	3,084	52.1%	Assyrian	890	13.4%	Islam (Sunni)	1,862	28.0%
Diyala	25	0.4%	Chaldean	2,410	36.2%	Islam (unspecified)	690	10.4%
Kerbala	48	0.8%	Kurd	470	7.1%	Sabeen/Mandean	10	0.2%
Najaf	1	0.0%	Turkmen	922	13.8%	Yezidis	52	0.8%
Salah al-Din	32	0.5%	Others, n/a	36	0.5%	Others, n/a	42	0.6%
Wassit	7	0.1%						
Ninewa	1,512	25.6%						
Tameem	924	15.6%						
Dahuk	84	1.4%						
Erbil	27	0.5%						
Sulaymaniyah	66	1.1%						
Basrah	46	0.8%						
Missan	1	0.0%						
Muthanna	6	0.1%						
Qadissiya	14	0.2%						
Thi-Qar	15	0.3%						
n/a	742							

Year of Arrival		Specific Needs			
Pre-2006	505	7.6%	Critical medical condition	398	6.0%
2006	306	4.6%	Persons with disabilities	81	1.2%
2007	701	10.5%	Woman at risk	95	1.4%
2008	2,752	41.3%	Single parent	12	0.2%
2009	2,309	34.7%	Child or adolescent at risk	-	0.0%
2010	85	1.3%	Unaccompanied or separated child	15	0.2%
			Family unity	2	0.0%
			Older person at risk	112	1.7%
			Special legal and protection needs	13	0.2%
			Survivor of torture	1	0.0%

% of the total place of origin with address specified

% of the total active Iraqis

An individual can have more than one specific need

Inactivated not included in chart below.

Individuals with Specific Needs: 809 12%

